


ENTRANCE DOORS WITH HIGH PERFORMANCES


The system SUPREME SD95 belongs to ALUMIL's series for entrance doors with high quality standards. The system includes a complete range of thermal break profiles with flat design for totally aligned constructions that offer high functionality.

Offering many glazing options including aluminium panels or glazing, the SD95 is able to meet the most demanding architectural trends and aesthetics.

- Maximum energy efficiency with high thermal insulation coefficient U_i from 1,2 up to 2,0 W/m^2K .
- High levels of thermal insulation with special anti-distortion polyamides, for improved performance when there are high temperature differences between indoors and outdoors.
- Maximum watertightness with special design of central gasket and 3 sealing levels with EPDM gaskets.

- Wide variety of security locks and hinges (concealed, barrel or surface mounted).
- Combined perfectly with the hinged window series SUPREME S91.





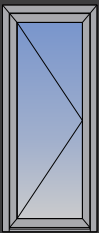
SUPREME
SD95



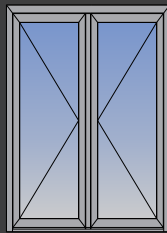
TECHNICAL CHARACTERISTICS

Minimum visible width	161,4 mm
Frame depth	95 mm
Sash depth	95 mm
Minimum visible width T-profile	106,4 mm
Sash mechanism weight limit	Up to 180 Kg
Glass thickness	24 up to 54 mm
Type of thermal insulation	Polyamides 34 mm width, Kooltherm, PE Insulation foam


TYOLOGIES



Single leaf door



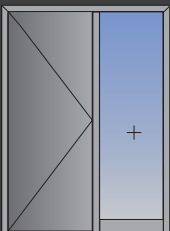
Double leaf door



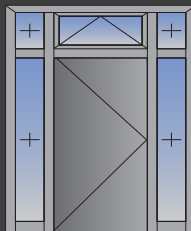
Single leaf door with insulation panel



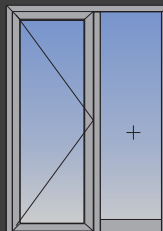
Double leaf door with insulation panel



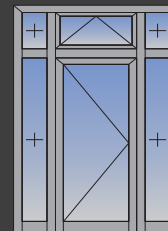
Single leaf door with insulation panel and fixed light



Single leaf door with insulation panel, fanlight and fixed lights








Single leaf door with fixed light



Single leaf door with fanlight and fixed lights

CERTIFICATES

	Air permeability EN 1026, EN12207	CLASS 4
	Watertightness EN 1027, EN 12208	CLASS 3A
	Resistance to wind load EN 12210, EN 12211	CLASS C5/B5
	Thermal Insulation EN 10077-2	$U_d=0,75 \text{ W/m}^2\text{K}^*$
	Burglar resistance EN 1627-1630	RC3

* For door dimensions 1,30 x 2,30 m and $U_p=0,3 \text{ W/m}^2\text{K}$

Greta Windows LLC
32 Overlook Drive Ridgefield,
CT 06877, USA
Tom: (917)-385-3856
Matt: (203)-788-8415
www.gretawindows.com

