


SUPREME S77




HINGED INSULATED SYSTEM


The system SUPREME S77 is ALUMIL's proposal for advanced insulating casements, with modern flat design which meet the high standards of private and public buildings in Western Europe. It is the ideal solution for projects that require high performance and maximum safety.

Furthermore, the system offers minimal design for windows & patio doors with the concealed sash and fittings. The SUPREME S77 satisfies the demanding levels of thermal insulation, water tightness performances which in combination with sound reduction, make it ideal for the most demanding projects.

- High thermal insulation value $U_i \geq 0,85 \text{ W/m}^2\text{K}$, certified by ift Rosenheim Institute.
- Visible aluminium face width 93 mm and only 67 mm for concealed sash.
- Maximum watertightness with 3 levels of EPDM gaskets and co-extruded EPDM and foam gasket.

- Specially designed low threshold for easy access for people with disabilities.
- For all typologies of hinged windows and patio doors.
- Wide range of sill profiles available.



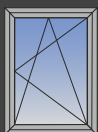


SUPREME
S77

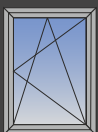
TECHNICAL CHARACTERISTICS

Visible aluminium face width	93 mm (only 67mm for concealed sash)
Frame height	61 mm
Frame width	77 mm
Sash height	73 mm
Sash width	85 mm
Sash weight	Up to 150 kg
Glazing	23 to 72 mm
Insulation	Polyamides 40 mm width, Kooltherm, PE insulation foam

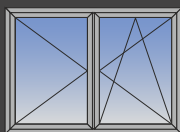
TYOLOGIES



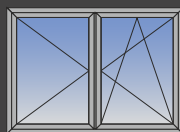
Single tilt & turn casement



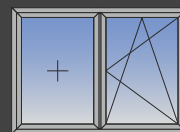
Single tilt & turn casement with P.W.D. frame



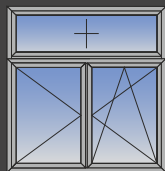
Single tilt & turn with side-hung casement



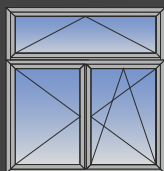
Single tilt & turn with side-hung casement with P.W.D. frame



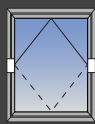
Single tilt & turn with side-hung casement and fixed light



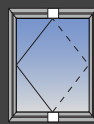
Single tilt & turn with side-hung casement and fanlight



Single tilt & turn with side-hung and bottom hung casement

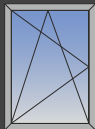


Horizontal pivot casement

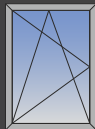


Vertical pivot casement

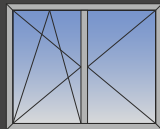
Concealed sash



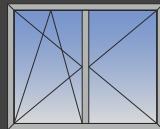
Single tilt & turn casement



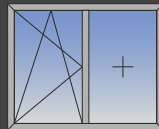
Single tilt & turn casement with P.W.D. frame



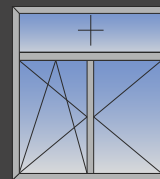
Single tilt & turn with side-hung casement



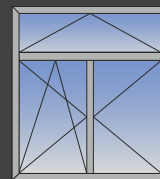
Single tilt & turn with side-hung casement with P.W.D. frame



Single tilt & turn with fixed light



Single tilt & turn with side-hung casement and fanlight



Single tilt & turn with side-hung and bottom hung casement

CERTIFICATES

	Air permeability EN 1026, EN12207	CLASS 4
	Watertightness EN 1027, EN 12208	CLASS E1500
	Resistance to wind load EN 12210, EN 12211	CLASS C5/B5
	Burglar resistance EN 1627-1630	RC3
	Sound reduction EN 14351, EN 717	R _w (C;Ctr) = 42 (-2;-8) dB
	Thermal Insulation EN 10077-2	U _w = 0,95 W/m ² K *

* For window dimensions 1,60 x 2,40 m and U_g = 0,7 W/m²K

Greta Windows LLC
32 Overlook Drive Ridgefield,
CT 06877, USA
Tom: (917)-385-3856
Matt: (203)-788-8415
www.gretawindows.com

